

Life in color



Effects of spectra on lettuce



Effects of spectra on lettuce



Effect on strawberries



10% blå 90% rød

Sunlight

100% blå

30% hvid 70% rød

10% grøn 90% rød

Dill and coriander experiments

Smart green/Intelligent light

Challenges

More compact plants i koriander og dild.

Solutions

Spectral composition, far red, intensity

Species

Dill and coriander

Dill and coriander experiments

Color composition during germination and early growth

White (sunlight) 120 micromol (FL300)

White (sunlight) 200 micromol (FL300)

Red/blue (90/10) 120 micromol (FL100)

Red/blue(90/10) 200 micromol (FL100)

White (sunlight) 110 micromol, 10 micromol farred

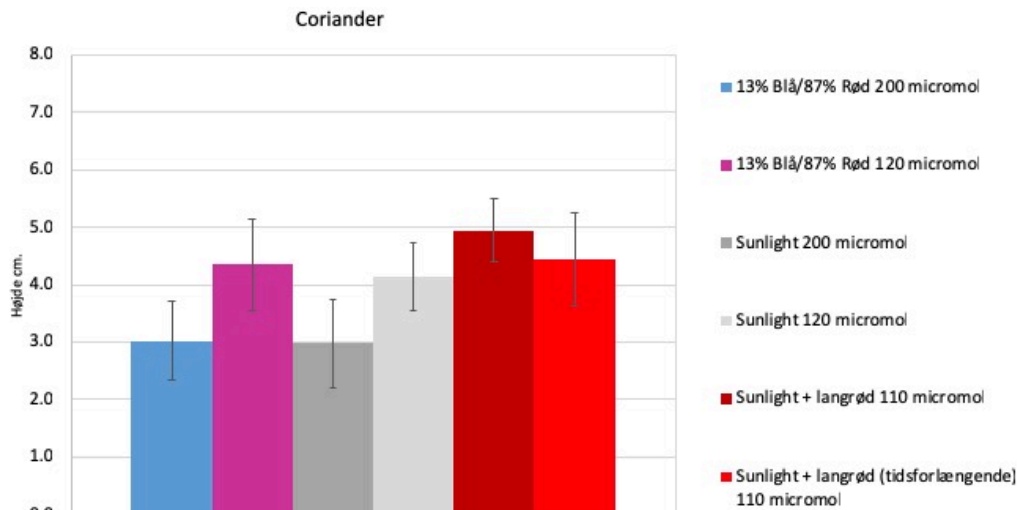
White (sunlight) 110 micromol, 10 micromol Langrød additional hrs...

Measurement

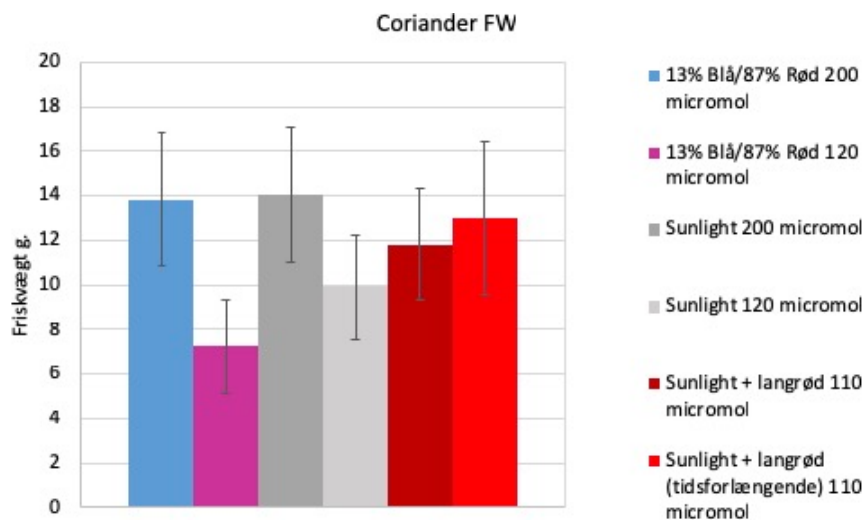
Height and fresh weight

Repeated 3 x over time

Some results – coriander size



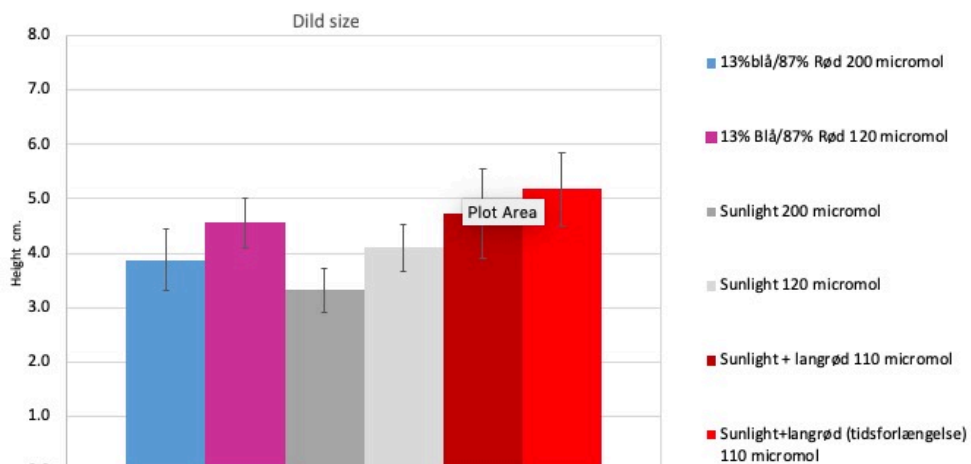
Some results – coriander weight



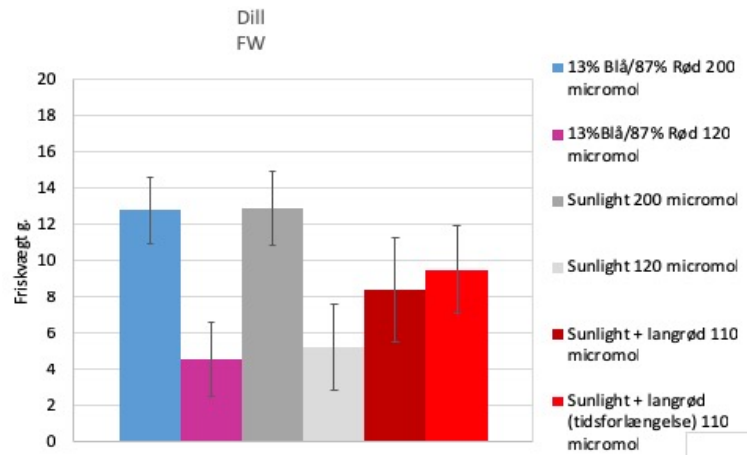
Coriander aboveground



Some results – dill size



Some results – dill weight



Dill

